

# WORLD BEATING PRODUCT



# WORLD CLASS QUALITY

CONCRETE **FLATWORK**  
& HAND TOOLS



## LIGHTWEIGHT BULLFLOAT



These lightweight and hard wearing bullfloats are made from the finest extruded material. Multi ribbed for strength. The standard blade is rounded to avoid digging into the concrete. The complete assembly comes with a pitch control gearhead and three snaplock extension handles.

Part N°	Sizes	Weight
BT350083	900 MM X 200 MM*	4.6 KG
BT350084	1200 MM X 200 MM*	5.6 KG
BT350085	1500 MM X 200 MM*	6.6 KG
Part N°	Sizes	Weight
BT350072	900 MM X 200 MM BROOM KIT COMPLETE	5.6 KG
BT350073	1200 MM X 200 MM BROOM KIT COMPLETE	6.6 KG
BT350074	1500 MM X 200 MM BROOM KIT COMPLETE	7.6 KG
Part N°	Sizes	Weight
BT350095	900 X 200 MM BLADE ONLY	2.8 KG
BT350096	1200X 200 MM BLADE ONLY	3.8 KG
BT350097	1500 X 200 MM BLADE ONLY	4.8 KG

## FRESNO BROOM

Easy floating & textured finish. A steel float complete with radius arms and texturing broom for concrete brush finish. Brush made from hard wearing polybristle. The complete assembly comes with a pitch control gearhead and three snaplock extension handles.



Part N°	Sizes	Weight
BT750055	900 MM X 120 MM WITH BROOM COMPLETE*	5.3 KG
BT750056	1200 MM X 120 MM WITH BROOM COMPLETE*	6.2 KG
BT750057	1500 MM X 120 MM WITH BROOM COMPLETE*	7.1 KG
Part N°	Sizes	Weight
BT700044	900 MM X 120 MM BLADE COMPLETE	4.3 KG
BT700045	1200 MM X 120 MM BLADE COMPLETE	5.2 KG
BT700046	1500 MM X 120 MM BLADE COMPLETE	6.1 KG
Part N°	Sizes	Weight
BT790073	900 MM X 120 MM BLADE ONLY	2.5 KG
BT790074	1200 MM X 120 MM BLADE ONLY	3.4 KG
BT790075	1500 MM X 120 MM BLADE ONLY	4.3 KG

## BIG BLUE FLOAT

A blue carbon steel float to provide a super smooth sealed finish. Used in combination with a screed machine the need to powerfloat is often not necessary. Eg house bases, garage floors, condominiums. The Big Blue assembly comes with a pitch control gearhead and three snaplock extension handles.



Part N°	Sizes	Weight
BT111990C	600 MM X 300 MM*	4.4 KG
BT111991C	900 MM X 300 MM*	5.7 KG
BT111992C	1200 MM X 300 MM*	7.0 KG
BT111993C	1500 MM X 300 MM*	8.3 KG
BT111994C	1800 MM X 300 MM*	9.6 KG
BT111995C	2400 MM X 300 MM*	12.2 KG
Part N°	Sizes	Weight
BT111990	600 MM X 300 MM BLADE ONLY	2.6 KG
BT111991	900 MM X 300 MM BLADE ONLY	3.9 KG
BT111992	1200 MM X 300 MM BLADE ONLY	5.2 KG
BT111993	1500 MM X 300 MM BLADE ONLY	6.5 KG
BT111994	1800 MM X 300 MM BLADE ONLY	7.8 KG
BT111995	2400 MM X 300 MM BLADE ONLY	10.4 KG

## MESH TWIN ROLLER TAMP

Brings fine material to the surface of the concrete fast and pushes down stone aggregates. Ideal for use prior to concrete printing and stamping. Useful for fast texturing of concrete. The Roller Tamp comes with three snaplock extension handles.



Part N°	Length
BT36RTC	90 CM
BT48RTC	120 CM

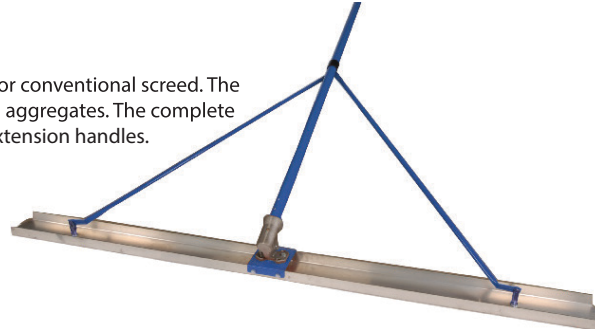
\*COMPLETE IS WITH PITCH CONTROL HEAD AND 3 X 1,8 M EXTENSION HANDLE



## CHANNEL RADIUS FLOAT

Used immediately after the floor has been screeded by Laser Screed or conventional screed. The radius float will enhance floor tolerance and will push down exposed aggregates. The complete assembly comes with a pitch control gearhead and three snaplock extension handles.

Part N°	Sizes	Weight
BT101034C	2450 MM X 150 MM*	9.5 KG
BT101035CC	3000 MM X 150 MM*	10.5 KG



## HEAVY DUTY BUMPCUTTER

The Heavy Duty Bumpcutter or highway straight edge will help make floor corrections throughout the power floating process to help achieve very tight tolerances. The complete assembly comes with a pitch control gearhead and three snaplock extension handles


Part N°	Sizes	Weight
BT101026C	300 CM*	13.0 KG
BT101027C	365 CM*	14.0 KG
BT101028C	500 CM*	15.0 KG



## CLAMP HANDLE AUSSIE SCREED


The aussie screed is extremely light and has rounded and square profile edges to help cut bumps and smooth the concrete surface. The clamp handle can be reversed to the other side of the beam to achieve a double life from the beam extrusion. The screed is complete with a level bubble.

Part N°	Length
BT1500AS	1.5M AUSSIE SCREED WITH CLAMP HANDLE & LEVEL BUBBLE
BT3000AS	3M AUSSIE SCREED WITH CLAMP HANDLE & LEVEL BUBBLE
BT4200AS	4.2M AUSSIE SCREED WITH CLAMP HANDLE & LEVEL BUBBLE



## LIGHTWEIGHT ALUMINIUM HAND SCREEDS


Part N°	Length
BTAL20	2,0 M
BTAL25	2,5 M
BTAL30	3,0 M
BTAL45	4,5 M



## CONCRETE SQUEEGIE

2 m rubber squeegee for removal of bleed water from the concrete slab and 75 cm double sponge squeegee for cleaning up after concrete cutting. Fitted with ergonomic handle.

Part N°	Length
BT066060	2000 MM RUBBER SQUEEGIE COMPLETE WITH ERGONOMIC HANDLE
BT066061	750 MM DOUBLE SPONGE RUBBER SQUEEGIE WITH ERGONOMIC HANDLE



## CONCRETE TEXAS PLACERS

THE CONCRETE WORKERS RIGHT ARM!!

- BT009989 – ALUMINUM HEAD / WOODEN HANDLE
- BT009991 – ALUMINUM HEAD / ALUMINUM HANDLE
- BT009992 – STEEL HEAD / WOODEN HANDLE
- BT009991T – STEEL HEAD WITH TEETH / WOODEN HANDLE

# HAND FINISHING TOOLS

- BT HAND TROWELS PRODUCED FROM SPRING CARBON STEEL TO RETAIN SHAPE
  - COMFORT GRIP
  - RIVETED CONSTRUCTION FOR STRENGTH
  - BEVEL EDGE FOR BROKEN IN FEEL
- (\*see pricelist for full range of sizes)



SQUARE TROWEL



ROUND FRONT  
SQUARE BACK



ROUND ENDS POOL  
TROWEL



POINTED TROWEL



BEVEL EDGE MAGNISIUM  
HAND FLOATS & DERBY



BRONZE GROOVERS



BRONZE EDGERS



BLUE STEEL EDGER

CONCRETE & ASPHALT  
CAST IRON HAND TAMPS



Exclusively Distributed by

**IPS**

INTERNATIONAL POWER SYSTEMS

1.877.477.3353  
[www.ipspower.com](http://www.ipspower.com)